




VICTORY BX-72RSH WOOD SHREDDER

For Tractors With CAT I. & II. 3-Point-Hitch



- For tractors from 30 - 100 HP
- With tractor independant hydraulic system



VICTORY BX-72RSH WOOD CHIPPER

PTO shaft driven wood chipper with hydraulic feeding system for professional and fast processing of wood with up to 18 cm in diameter.



PTO shaft with
friction clutch
included

24 months
Warranty

12 months for commercial customers



included

€ from 3.098



The Victory BX-72RSH hydraulic wood shredder complies with all safety regulations and is CE tested following the 2006/42/EC machine directive

Tractor hydraulic wood shredder wood chipper system

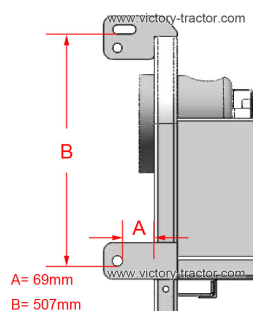
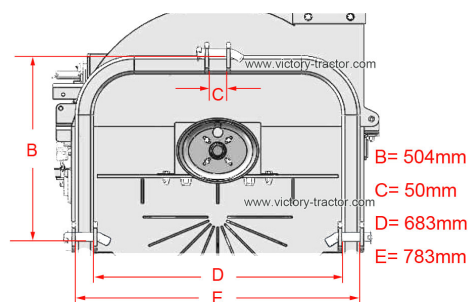
Hydraulic wood chipper for tractors with 30 hp to 100 hp with CAT I. 3-point hitch

- 1 Up to 1000 rpm rotor speed.
- 2 4 rotor knives cut the wood up to 67 times per sec.
- 3 PTO shaft with adjustable friction clutch
- 4 Foldable input chute, for easy storage.
- 5 Adjustable feeding speed.
- 6 Hydraulic forward / backward.
- 7 BX-72RSH is delivered fully assembled.
- 8 Direct PTO drive system.
- 9 Maintenance-friendly thanks to the foldable rotor and feeding system cover.



Technical Specifications VICTORY BX-72RSH WOOD CHIPPER

DATA	BX-72RSH
Dimensions (HxWxD)	240 x 122 x 230 cm
Total weight	515 kg
3-point hitch	CAT I & II
Max. PTO shaft RPM	540 - 1000 RPM 1 3/8" 6T
Length of PTO shaft	1000 mm implement side 1 3/4" 6T
Length of hydraulic pipes from lower hitch	1100 mm
Best result achieved with	1000 RPM
PTO security	adjustable friction clutch
Drive system	direct drive
Tractor engine power recommended	30-100 HP / 22-75 kw
Power needed for max. performance	60-70 HP
Internal hydraulic system:	
Hydraulic tank	12 L
Performance at 540 rpm	6.6 L / min
Performance at 1000 rpm	12.2 L / min
Standard/maximum pressure	200 / 250 bar
Flow rate	7 L/min (540U/min) 13L/min (1000U/min)
Rotor diameter	75 cm
Rotor width	20 mm
Rotor weight	95 kg
Number of knives	4 + 1 + 1
Rotor knife size / counter knife size	24 x 6 x 0.9 cm / 21.5 x 6 x 0.9 cm / 11.5 x 6 x 0.9 cm
Counter knife adjusting area	0 - 8 cm
Hopper opening	90 x 73 cm
Chipper housing opening	18 x 20 cm
Recommended diameter of shredding material	< 18 cm
Distance lower edge of feeding chute to the ground	60 cm
Distance lower edge of feeding chute to the ground	8 cm
Size of shredded material	1 - 5 cm
Feeding system	Hydraulic forward/backward
Discharge hopper max height from ground	230 cm / optional 50 cm available
Output chute	0-230°
Rotor housing strength	6 mm
Painting	powder coated
Transport box (LxWxH)	145 x 115 x 85 cm





ONLINE-SHOP FOR TRACTOR ATTATCHMENTS

Tiller, Stone Burrier Tillers, Cultivators, Wood Shredders, Wood Chippers
Stump Grinder, Trenchers, Shaft Grinder, Wood Splitter and Log Saws



Contact

Phone: + 49 (0) 4188 4444 773

E-mail: info@victory-tractor.com

V&B Europe GmbH

Am Flidderberg 74

D-21256 Handeloh - Germany